



# Security Operations Center with Palo Alto Networks

**Kursad Demiray**  
**Central Asia Sales Director**

---

# Palo Alto Networks At-a-Glance



## CORPORATE HIGHLIGHTS

- Founded in 2005; first customer shipment in 2007
- Safely enabling applications and preventing cyber threats, inventor of Next Generation Firewall
- Able to address all enterprise & national cybersecurity needs
- Exceptional ability to support global customers
- Experienced team of 15,000+ employees and 150 offices WW
- FY2024: 8+ Billion USD revenue



# The World's Leading Cybersecurity Company

95

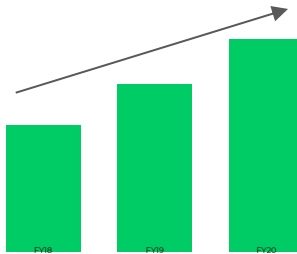
of Fortune 100  
Rely on Palo Alto Networks



91% of the Global 2K  
Are Palo Alto Networks Customers

#1

in Enterprise Security  
Revenue trend 22% CAGR  
FY20 – FY24



18% Year-Over-Year  
Revenue Growth

85,000+

Customers  
In 150+ Countries



9/10  
Average CSAT Score

Gartner, Market Share: Enterprise Network Equipment by Market Segment, Worldwide, 4Q24, 20 March 2024

# Our sustained track record of best-in-class capabilities is undeniable.

## 10x Leader Network Security

in Gartner Magic Quadrant  
Network Firewalls

## Zero Trust Leader

in Forrester Wave: Zero Trust eXtended  
(ZTX) Ecosystem Platform Providers

## SD-WAN Leader

in Gartner Magic Quadrant  
WAN Edge Infrastructure

## #1 for Cloud

Workload Security and Container  
Security on IT Central Station

## Best Cybersecurity Company

from Cybersecurity Excellence Awards

## Partner “Champion”

in the Canals Cybersecurity  
Leadership Matrix

## SOAR Leader

in KuppingerCole Security  
Orchestration Automation &  
Response Leadership Compass

## IOT Security Leader

Gold Winner from VDC Research for  
Industrial IoT Cybersecurity

## Best Container Security

Container Security Platform from  
Cybersecurity Excellence Awards

# We're trusted by the world's most valuable enterprises and Governments to keep them secure.

## Securing more than **85,000+** customers globally

6 of 10

Largest National Country Security

10 of 10

Largest Utilities in the World

8 of 10

Largest Manufacturing Companies in the World

8 of 10

Largest U.S. Banks

6 of 10

Largest Oil & Gas in the World

7 of 10

Top U.S. Hospitals



# BUSINESS IS DIGITAL

A photograph of two relay runners in red uniforms passing a yellow baton during a race. The runner on the left is handing the baton to the runner on the right. The background is a blurred blue sky and a blurred American flag. A semi-transparent dark grey banner is overlaid across the middle of the image, containing the text "GO FAST AND MANAGE RISK" in white, bold, sans-serif capital letters.

GO FAST AND MANAGE RISK

# LEGACY RULES ARE COMPLEX TO MANAGE





# COMPLEXITY ADDS RISK

99%

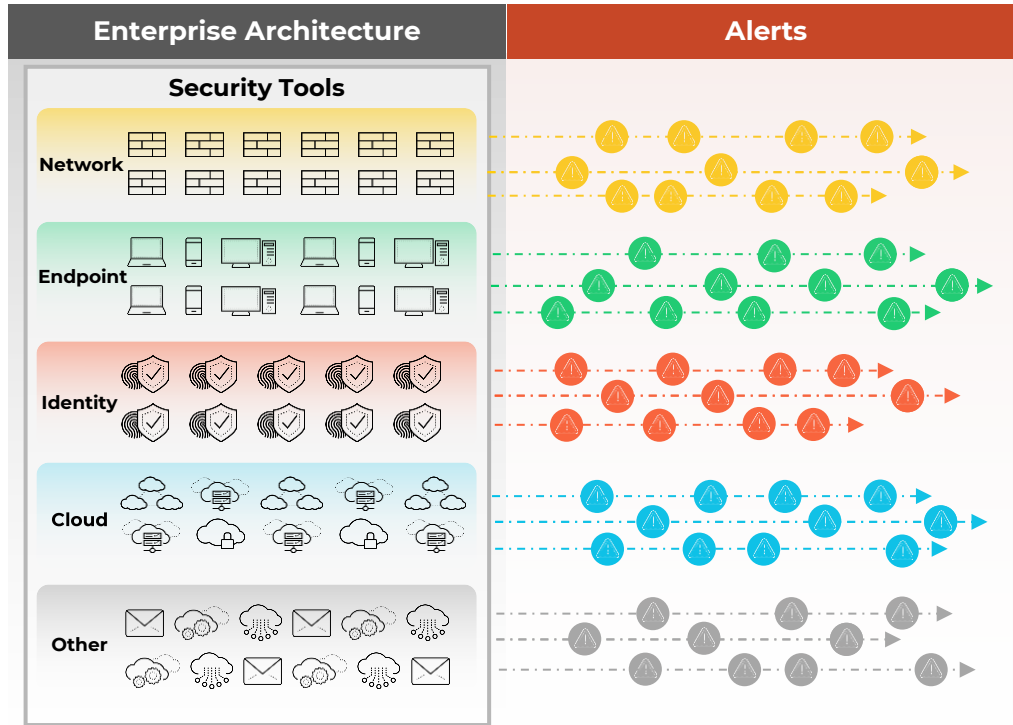
---

of firewall breaches will be  
caused by misconfiguration

A futuristic car interior is shown from the driver's perspective. The dashboard is a large, curved digital display showing "ATTENTION!" and "90". The steering wheel is a flat, circular pad with a central button. The car is on a city street with buildings and a soccer ball icon in the background. The text "CONSISTENT VISIBILITY & CONTROL" is overlaid in white on a dark horizontal band across the center of the image.

# CONSISTENT VISIBILITY & CONTROL

# The increasing volume of alerts is overwhelming most SOC's



TYPICAL ENTERPRISE NUMBERS

~32+

Security products to monitor assets

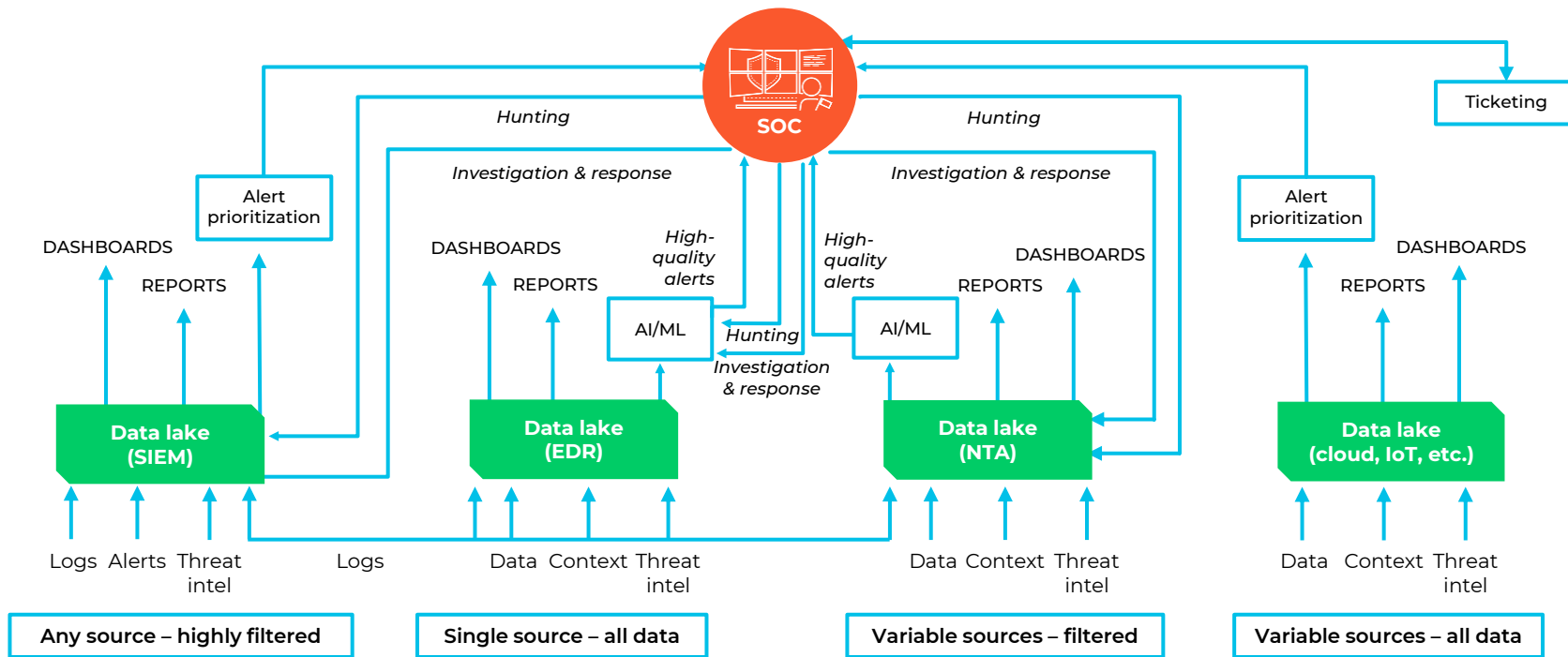
~11K

Alerts / day; only 17% touched by automation

28%

Alerts ignored

# The Existing Approach to Security Operations is a Mess - Security Teams are Always Reactive



# Cortex Approach to Security Operations

## XSIAM

Extended Security Intelligence  
& Automation Management



The AI-driven platform for the modern SOC

- Intelligent Data Foundation
- AI Driven Analytics
- Embedded Automation
- Behaviour Analytics
- Threat Intel Management
- Incident Management



**XDR**

Prevent or detect  
every attack



**Xpanse**

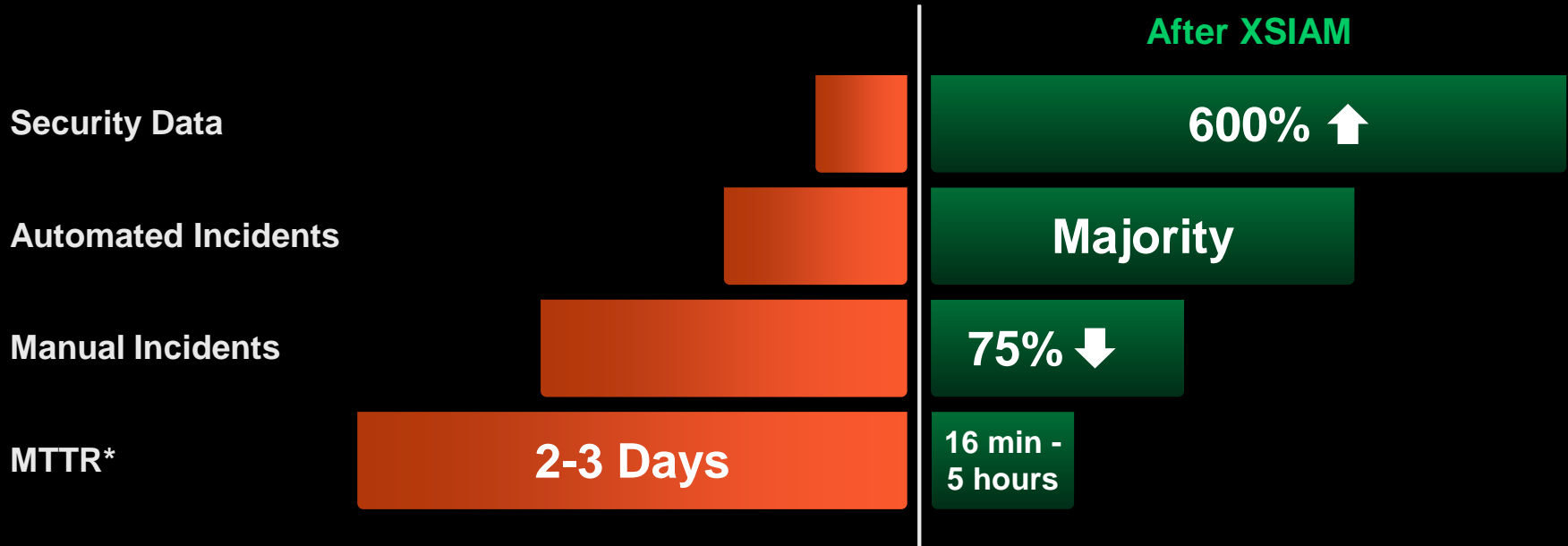
Complete attack  
surface visibility



**XSOAR**

Automate  
everything

# Putting it all Together: Results from Real-World Deployments



\*Median Time to Resolve (time from incident creation to incident resolution).  
Incidents Resolved by automation: partially or fully addressed with automation.  
Source: XSIAM customer interviews and XSIAM product telemetry for customers.

# Thank You

---

[paloaltonetworks.com](https://paloaltonetworks.com)